


GC Fuji ORTHO™, Fuji ORTHO™ LC & Fuji ORTHO™ BAND Paste Pak

Self-Cured and Light-Cured Glass Ionomer Orthodontic Bracket Adhesive
Self-Cured Glass Ionomer Orthodontic Band Adhesive

GC®



**Superior Fluoride Release
Better for the Enamel
Better for the Patient**

Orthodontic Insurance

GC Fuji ORTHO™ BRACKET AND BAND BONDING

Better for the Enamel

Using Fuji ORTHO Adhesives is sort of like "ORTHODONTIC INSURANCE." Knowing that you won't damage the enamel or find severe decalcification at case completion should definitely give you and your patient peace of mind.

Fuji ORTHO Self-Cure, **Fuji ORTHO LC Light-Cure** and **NEW Fuji ORTHO BAND** are better for the enamel, offer significant advantages over composite bonding systems and greatly reduce chair time.

Now you can work faster and easier; and get all the strength needed, with little chance of decalcification (white spots) and enamel damage at debonding. Fuji Ortho, Fuji Ortho LC and NEW Fuji Ortho Band Paste Pak deliver benefits composite resins cannot claim. A continual fluoride release promotes remineralization and helps maintain the soundness of the enamel. There's no need to demineralize the enamel with orthophosphoric acid etchant - use Fuji Ortho adhesives with mild Fuji Ortho Conditioner or don't etch at all.

Better for the Patient

Most importantly, Fuji Ortho Bracket and Band adhesives are a lot better for the patient because they minimize the need for cosmetic restoration due to decalcification and enamel damage.

High Success Rate. Clinically Proven¹.

Fuji Ortho adhesives are easy to use and have been clinically proven to significantly reduce chair time. Because these glass ionomers are resin reinforced, they will flex under stress to resist shearing and withstand impact forces. They effectively support brackets, bands and wires for the duration of the orthodontic treatment and remove easily without damaging the enamel and without decalcification.²

Advanced glass ionomer technology bonds brackets and bands with enough strength for even the most aggressive treatment, yet they are easy to remove at case completion. Final clean-up is fast and trouble-free.



Continual Fluoride Release

After over 3 years of clinical trials, brackets and bands were debonded without decalcification.² Fuji Ortho

adhesives release significant levels of fluoride to help prevent decalcification and decay.³

Plus fluoride toothpastes and rinses actually recharge their fluoride releasing capability.³



Fuji ORTHO™ LC Light-Cured

A light-cured resin modified glass ionomer, Fuji Ortho LC bonds brackets, attachments and appliances to enamel and to porcelain and metal restorations. Its ability to be placed in the presence of moisture with no need for ortho-phosphoric acid etching simplifies the bonding procedure.



Light-Cures in 20-40 Seconds

Apply mixed Fuji Ortho LC to the back of the brackets, place, then light-cure for 40 seconds. Brackets may be spot-cured with light for 5 seconds to maintain proper positioning. Place and cure one quadrant or arch at a time. Leveling wires can be inserted immediately.



Fuji ORTHO™ LC Light-Cured Capsules

For even more convenience, Fuji Ortho LC is available in premeasured capsules. Just depress the button to activate the capsule, triturate the capsule for 10 seconds and load it into the capsule applicator and start bonding brackets.



Fuji ORTHO™ Self-Cured

With Fuji Ortho Self-Cure you get approximately 3 minutes working time and can place leveling wires in as little as 5-1/2 to 7 minutes. It is ideal for bonding brackets, bands and various appliances where light-curing is not available or where a self-cure technique would be preferred. Expanded applications include indirect bracket bonding.




Fuji ORTHO™ Conditioner

Treatment of enamel with GC Fuji Ortho conditioner improves bond strength, but does not demineralize enamel like a 37% ortho-phosphoric acid etch.



Bond Brackets with Fuji ORTHO LC or Fuji ORTHO Self-Cure



**Fuji ORTHO Adhesives...
THE BETTER CHOICE!**

NEW!


Fuji ORTHO BAND™ Paste Pak

This all new blue-colored resin modified glass ionomer was specifically formulated for orthodontic bands. GC's exclusive Paste Pak Dispenser saves time and reduces waste. It delivers consistent mixes every time - no matter how little or large a mix required. Simply adjust the dispenser's metering slide and squeeze out the exact amount of Fuji Ortho Band you need with the exact mixing ratio for optimized physical properties.

Easy to Mix Paste-Paste Formulation

After dispensing the required amount of material, simply spatulate the two pastes together for 15-20 seconds. Mixes to a perfect consistency. Easy to recognize homogenous mix. Simply apply to the inside of the band - the material stays where you place it - will not run.

Bond Bands with NEW Fuji ORTHO BAND



Perfect Bond for Bands No Bonding Agent Needed

Fuji Ortho Band has an excellent bond to enamel (tooth structure) and metal; also bonds well to ceramic and composite surfaces of restored teeth. With high compressive, tensile and shear bond strengths, Fuji Ortho Band still flexes under stress to withstand impact forces. It's extremely durable - will easily last for duration of treatment.

Easy to See; Cleans-Up Easily

Fuji Ortho Band's blue color is easy to distinguish. Excess can be cleaned away with hand instrument; then just rinsed away.

Simple De-Bond Will Not Damage Tooth

At case completion, dessicate the tooth to simplify band removal. In most cases there will be no enamel damage, no secondary caries and no white spot lesions.

Fuji ORTHO BAND Paste Pak PHYSICAL PROPERTIES

- Working Time @23°C: 3 minutes 30 seconds
- Net Setting Time @ 23°C: 3 minutes in the mouth
- Total Time (Start of mix to final set): 6 minutes 30 seconds
- Consistency: 29mm
- Compressive Strength @ 24 Hours: 110(9) MPa
- Tensile Bond Strength to Bovine Enamel: 8(3) MPa
- Shear Bond Strength to Bovine Enamel: 8(2) MPa
- Film Thickness: 3um
- Shade: Blue



GC Fuji ORTHO

Bracket and Band Bonding Techniques

Light-Cured Bracket Bonding No Etch Technique



Clean tooth surface with pumice and water using prophyl cup or brush. Rinse thoroughly.



Mix Fuji Ortho LC (or triturate in capsule), coat bracket and press firmly against moist tooth. Adjust position as needed. Place all brackets in quadrant or full arch.



Light-cure each bracket for 20-40 seconds with standard VLC curing Light.



To extend working time, refrigerate material until 5 minutes before use; then place mixed material on a cold (refrigerated) glass slab.

Light-Cured Bracket Bonding Etch Technique



Clean tooth surface with pumice and water using prophyl cup or brush. Rinse thoroughly.



Apply GC Ortho Conditioner to the moist tooth surface to which bracket will be bonded for 10-20 seconds. Rinse thoroughly.



Mix Fuji Ortho LC (or triturate in capsule), coat bracket and press firmly against moist tooth. Adjust position as needed. Place all brackets in quadrant or full arch.



Light-cure each bracket for 20-40 seconds with standard VLC curing Light. Light tension leveling wires can be placed immediately after curing.

Self-Cured Bracket Bonding No Etch Technique



Clean tooth surface with pumice and water and rinse thoroughly. Apply mixed Fuji Ortho to the back of the bracket. Place bracket and press firmly into position.



Prepare porcelain bracket by treating with silane. Apply mixed Fuji Ortho to the back of the bracket. Place bracket and press firmly into position.



Place all brackets in quadrant or full arch.



After allowing Fuji Ortho to self-cure for 5-1/2 to 7 minutes, leveling wires can be placed.

Self-Cured Band Bonding Fuji Ortho Band Paste Pak



Clean contaminants from band. (Internal surface can be roughened to improve retention.) Apply mixed Fuji Ortho Band to the inside surfaces of the band.



Clean tooth surface with pumice and water and rinse thoroughly. Place band on moist tooth and press firmly into position. 3-1/2 minutes work time.



Remove excess immediately after initial set.



Leveling wires can be placed after 3 minutes in the mouth.

Appliance and other Techniques



Clean teeth. Roughen or microetch acrylic surface and place retention holes. Apply Fuji Ortho to inside of appliance (penetrate holes).



Place appliance and remove excess Fuji Ortho. Self-cure for 7 minutes. Do not activate appliance for 24 hours.



Bands can also be bonded with Fuji Ortho or Ortho LC.



Place band on moist tooth, press firmly and quickly remove excess material.

GC Fuji ORTHO™ Bracket and Band Bonding



439451 Fuji ORTHO™ LC Capsule Starter Kit for Bracket Bonding
Contains: 50 Capsules (0.33g powder and 0.085ml liquid per capsule) of Light-cured Fuji Ortho LC Resin Reinforced Glass Ionomer Cement, 25g Bottle of GC ORTHO Conditioner and Capsule Applicator.

439450 Fuji ORTHO LC 50-Capsule Refill Package
000238 GC Capsule Applicator II
435891 GC Capsule Applicator III

439411 Fuji ORTHO LC Powder-Liquid Starter Kit for Bracket Bonding
Contains: Introductory package (15g powder and 6.8ml liquid) of Light-cured Fuji Ortho LC Resin Reinforced Glass Ionomer Bracket Bonding Cement, 25g Bottle of GC ORTHO Conditioner, mixing pad and scoop.

439401 Fuji ORTHO LC Powder-Liquid Introductory Kit for Bracket Bonding
Contains: One 15g powder, one 6.8ml bottle of liquid, mixing pad and scoop.

000028 Fuji ORTHO LC Powder-Liquid Standard Package
Contains: One 40g powder, two 6.8ml bottles of liquid, mixing pad and scoop.

000030 Fuji ORTHO LC Liquid, 6.8ml
000029 Fuji ORTHO LC Powder Only, 40g

439503 Fuji ORTHO™ Powder-Liquid Standard Package for Bracket Bonding
Contains: One 40g powder, two 6.7ml bottles of liquid, mixing pad and scoop.

000210 Fuji ORTHO Liquid, 6.7ml
000209 Fuji ORTHO Powder Only, 40g

439425 Fuji ORTHO™ Conditioner, 25g



Alginate

120001 COE Alginate™ Normal Set Mint Flavor, 1# Package
120101 COE Alginate™ Fast Set Mint Flavor, 1# Package
121001 COE Alginate™ Normal Set Wild Cherry Flavor, 1# Package
121101 COE Alginate™ Fast Set Wild Cherry Flavor, 1# Package
120005 COE Alginate™ Normal Set Mint Flavor, 5# Package
120025 COE Alginate™ Normal Set Mint Flavor, 25# Package (five 5# Bags)

124101 COE Hydrophilic Gel™ (CHG) Fast Set Cherry Flavor, 1# Package
124001 COE Hydrophilic Gel™ (CHG) Normal Set Cherry Flavor, 1# Package
124125 COE Hydrophilic Gel™ (CHG) Fast Set Cherry Flavor, 25# Package (five 5# Bags)



439460 GC Fuji ORTHO™ BAND Paste Pak Starter Kit
Contains: Two Fuji Ortho Band Paste Pak Cartridges, one Mixing Pad, one Paste Pak Dispenser and mixing spatula.

001888 GC Fuji Ortho Band Paste Pak Refill
Two 13.3g (7.2ml) Paste Pak Cartridges of Fuji Ortho Band

001573 Paste Pak Dispenser

435095 Mixing Pads
Package of 5 Pads, 3" x 2-1/2", 50 sheets each

434291 Mixing Spatula

Related Products



473005 Epitex™ Starter Package Finishing and Polishing Strips
Contains: Work Station with one reel (5mm wide by 10m length) of each grit (coarse, medium, fine, extra fine) and one reel of clear matrix strip.

000267 GC Metal Strips Assortment "B" Pkg. Trimming and Finishing Strips
Contains: 12 Metal Strips, one of each mesh (Extra-Coarse, Coarse, Medium and Fine) of each width (2.6, 3.3 and 4.0mm).

1. Fowler PV. A 12-month clinical trial comparing bracket failure rates of light-cured resin-modified glass ionomer adhesive and acid etch chemical-cured composite. *Am J Orthod J* 1998;103(1):186-90.
2. Cacciariela V, Bosch, Malen. Clinical comparison between a resin-reinforced self-cured glass ionomer cement and a composite resin for direct bonding of orthodontic brackets. *Clin Orthod Res* 1998; 2:185-93. *Clin Orthod Res* 1998; 1(1):29-36.
3. Caste-Preventive Effect of Glass Ionomer Sealant Application. *JADA* Vol. 125, May 1994
4. Vorteks AB, Dorly, Staley, Welfel. Enamel demineralization adjacent to orthodontic brackets bonded with hybrid glass ionomer cements: An in vitro study. *Am J Orthodontic Orthop* 1999; 114(6):668-74.
5. Based on continued research and evaluation by Silverman, Cohen and Silverman.



GC America Inc.

Advancing the Art and Science of Dentistry

© 2002 GC America Inc., 3737 West 127th St., Alsip, Illinois 60803

<http://www.gcamerica.com> Lit. Code 643806-0602